

# SMD MHz LOW ESR QUARTZ CRYSTAL

SERIES „SMD02016/4“ (4 pad ceramic housing 2.0 x 1.6 mm)

## FEATURES

- + Low cost ceramic packaged low ESR MHz quartz crystal
- + Standard operating temperature range of 0/+50°C to -40/+125°C
- + Excellent clock generator for CPU's, Wireless, Mobile Comm., IoT, loTT, WIFI, Industrial, etc.
- + LRT-TECHNOLOGY Inside (LRT is our unique [Low ESR Resonator-Technology](#))
- + Our top quality promise / depth of production:
  - Only use of crystal blanks from our in-house production, based on our unique LRT-Technology
  - Excellent product features guaranteed by multiple 100% tests and 100% end-test
  - 100% quality monitoring from crystal raw material to the end product
  - Excellent quality, performance and reliability is guaranteed.



## GENERAL DATA

PARAMETERS	PRODUCT FEATURES AND CONDITIONS
SMD-CRYSTAL SERIES	SMD02016/4
NUMBER OF SOLDER PADS	4
FREQUENCY RANGE	16.0 ~ 285.0 MHz Fundamental
FREQUENCY TOLERANCES AT 25°C	±10 ppm ~ ±50 ppm
LOAD CAPACITANCE (C <sub>L</sub> )	Series or 6 pF ~ 50 pF
WORKING TEMPERATURE RANGES	0/+50°C ~ -40/+125°C
TEMPERATURE STABILITY	±10 ppm ~ ±50 ppm (see FREQUENCY STABILITY VS. TEMPERATURE table)
SHUNT CAPACITANCE (C <sub>0</sub> )	1.5 pF max.
DRIVE LEVEL	100 µW typ. / 200 µW max. (400 µW available on request)
AGING	±2 ppm per year standard (±10 ppm max. after 10 years available on request)
INSULATION RESISTANCE	>500 MΩ DC/100V ±10%
STORAGE TEMPERATURE	-55°/+125°C
PRODUCT WEIGHT	0.006 g
MSL LEVEL	1
RoHS	Lead free and RoHS compliant
POP (EU)2019/1021)	No POP substances
PFAS	No PFAS present
PROP 65	Compliant to PROP 65
TSCA	Compliant to TSCA
DELIVERY FORM	Tape and Reel (3.000 pcs per reel)
<a href="#">SELECT YOUR REQUIRED CRYSTAL (PRODUCT CONFIGURATOR)</a>	<a href="#">REQUEST CRYSTAL SAMPLES (SAMPLE CONFIGURATOR)</a>

Note:

1. LRT is optimized low ESR resonator design for fast and secure oscillation start-up
2. The reference temperature for all specified values and tests is +25°C.
3. Do not use cleaning baths operating at ultrasonic frequencies or ultrasonic welding processes.
4. Do not solder by hot air gun.

## FREQUENCY STABILITY VS. TEMPERATURE

	±10ppm	±15ppm	±20ppm	±30ppm	±50ppm
0°/+50°C	+	+	+	+	+
-10°/+60°C	+	+	+	+	+
0°/+70°C	+	+	+	+	+
-20°/+70°C	+	+	+	+	+
-40°/+85°C		+	+	+	+
-40°/+105°C				+	+
-40°/+125°C					+

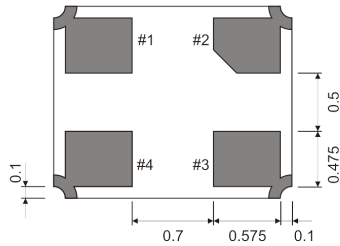
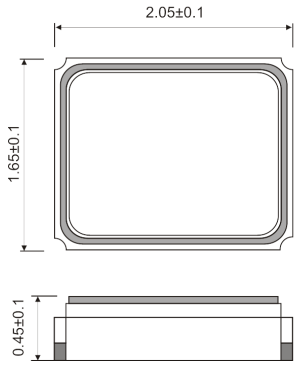
## RESONANCE RESISTANCE

FREQUENCY IN MHz	VIBRATION MODE	ESR MAX. IN Ω
16.0 ~ 20.0 MHz	Fundamental	100
20.0 ~ 32.0 MHz	Fundamental	60
32.0 ~ 285.0 MHz	Fundamental	50

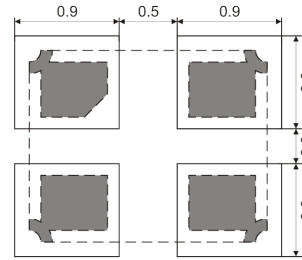
## LIST OF STANDARD FREQUENCIES

16.000 MHz	18.432 MHz	20.000 MHz	22.000 MHz
24.000 MHz	24.576 MHz	25.000 MHz	26.000 MHz
27.000 MHz	27.120 MHz	30.000 MHz	31.250 MHz
32.000 MHz	32.768 MHz	36.000 MHz	36.864 MHz
37.400 MHz	38.400 MHz	39.000 MHz	40.000 MHz
48.000 MHz	50.000 MHz	52.000 MHz	55.200 MHz
60.0190 MHz	76.800 MHz	80.000 MHz	96.000 MHz

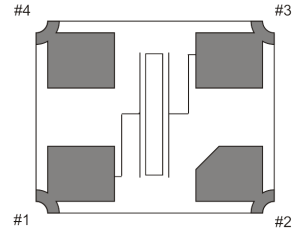
## DIMENSIONS



Reference soldering pattern



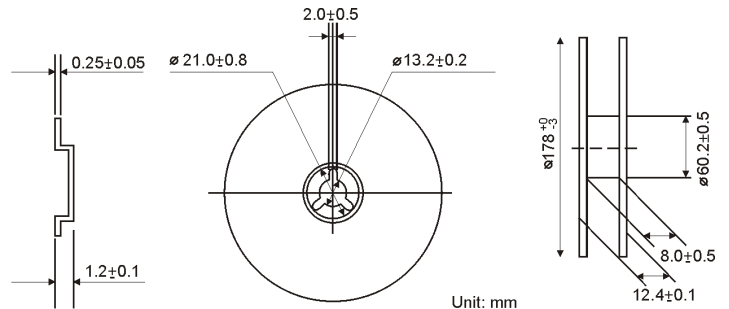
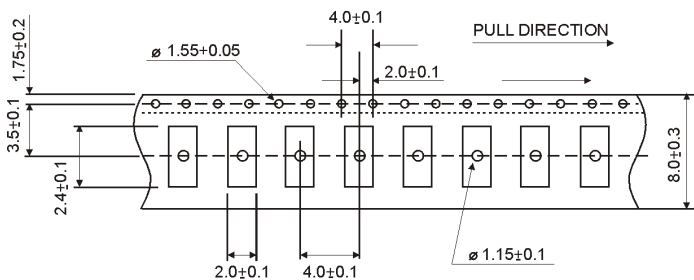
Internal connections (Top View)



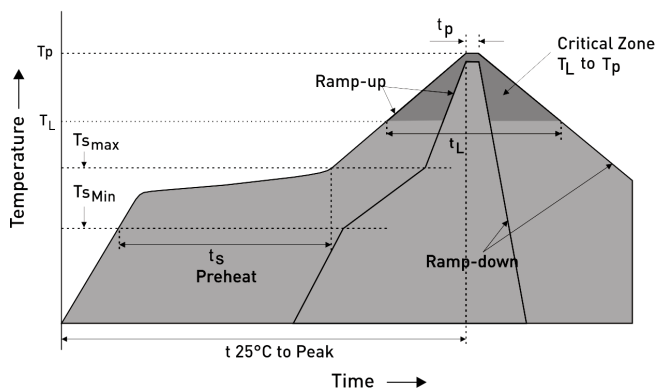
PIN CONNECTION:  
#1 & #3 connected to the quartz  
#2 & #4 connected to the cover  
#2 & #4 can be connected to ground

Unit: mm

## REEL SPECIFICATION

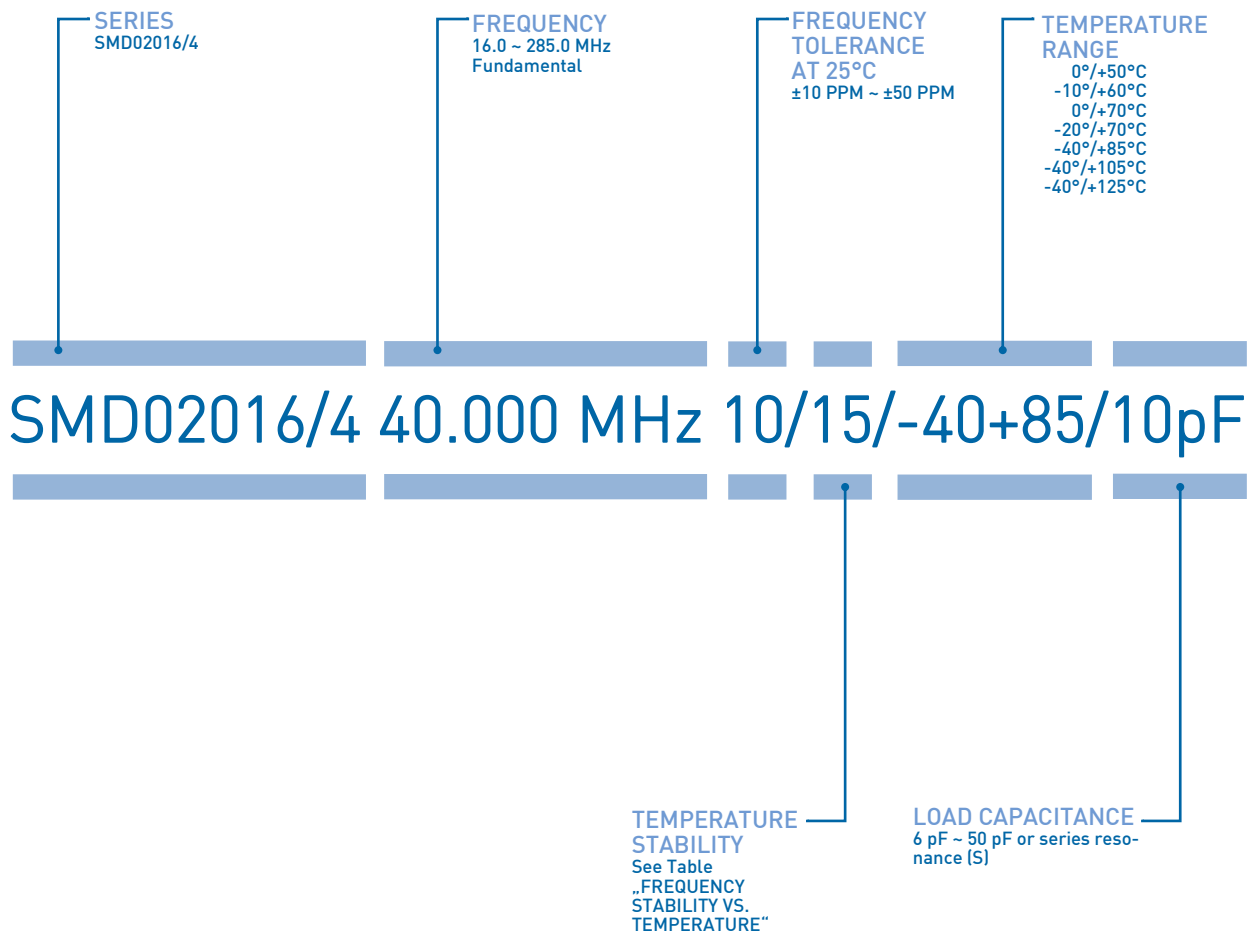


## REFLOW SOLDER PROFILE



IPC/JEDEC Standard	IPC/JEDEC J-STD-020
Moisture Sensitivity Level	Level 1
TS MAX to TL (Ramp-up Rate)	3°C/second Maximum
Preheat	
- Temperature Minimum (TS MIN)	150°C
- Temperature Typical (TS TYP)	175°C
- Temperature Maximum (TS MAX)	200°C
- Time (tS)	60 - 180 seconds
Ramp-up Rate (TL to TP)	3°C/second Maximum
Time Maintained Above:	
- Temperature (TL)	217°C
- Time (TL)	60 - 150 seconds
Peak Temperature (TP)	265°C Maximum
Target Peak Temperature (TP Target)	255°C
Time within 5°C of actual peak (tP)	20 - 40 seconds
Max. Number of Reflow Cycles	2
Ramp-down Rate	6°C/second Maximum
Time 25°C to Peak Temperature (t)	8 minutes Maximum

## ORDERING INFORMATION



EXAMPLE: SMD02016/4 40.000 MHz 10/15/-40+85/10pF  
PLEASE INDICATE YOUR REQUIRED PARAMETERS



## REVISION HISTORY

VERSION	RELEASE DATE	AMENDMENTS SUMMARY
00	MARCH 2015	+ Initial Data Sheet (SPEC 01/REV.00)
01	AUGUST 2023	+ Revised Frequency Range + Revised Load capacitance + Revised Working Temperature Ranges + Revised Shunt Capacitance + Revised Drive Level + Revised Aging + Frequency Stability vs. Temperature + Added New Standard Frequencies
02	DECEMBER 2025	+ Material Declaration added
03	FEBRUARY 2026	+ Data Sheet updated to new design + Added New Standard Frequencies



## PREMIUM QUALITY BY PETERMANN-TECHNIK



OUR COMPANY IS CERTIFIED ACCORDING TO ISO 9001:2015 AND 14001:2015

THIS IS FOR YOU TO ENSURE THAT THE PRINCIPLES OF QUALITY MANAGEMENT ARE FULLY IMPLEMENTED IN OUR QM-SYSTEM AND QUALITY CONTROL METHODS .



THE HEARTBEAT OF YOUR INNOVATION!  
FAST · COST-EFFECTIVE · RELIABLE  
DESIGN SMARTER – EMPOWERING YOUR PRODUCTS

FOR ALMOST 30 YEARS, WE HAVE BEEN YOUR SPECIALIST FOR CRYSTALS AND OSCILLATORS –  
FROM PROVEN STANDARDS TO CUSTOM-TAILORED SOLUTIONS.

YOU DEVELOP WITH THE HIGHEST STANDARDS – WE DELIVER THE COMPONENTS TO MATCH:  
INNOVATIVE, RELIABLE, AND COST-EFFICIENT.

CHOOSE OUR PRODUCTS AND BENEFIT FROM TOP-TIER QUALITY, INNOVATION, STABLE AND  
INDEPENDENT SUPPLY CHAINS AND PARTNERSHIP ON HIGHEST LEVEL.

SUSTAINABLE SUCCESS FOR YOU AND YOUR PRODUCTS!